WEGS (Shanghai) Fluid Technology Co., Ltd.

ADD1: No.51 North Zhoujialou Rd,.Xinbang Industra Park, Songiiang Dist,.Shanghai 201605, P.R. China

ADD2: Intersection of Xiyuan 7th Road and Xiyuan 10th Road, Phase III, Hi-tech Development Zone, Xianning City, Hubei Province

www. wegspipe.com +86-4000990700 wegspipe@gmail.com

WEGS

Super Stainless Steel Piping

Hydraulic Strengthen Single and Double Fixed (HealthyWaterSeries)

源自德国 高端不锈钢管智造专家

QUALITIE AND HEALTHY
品质 AND 健康

CONTENTS

COMPANY PROFILE

WEGS (Shanghai) Fluid Technology Co., Ltd., Global Leader in Fluid Technology Solutions

WEGS (Shanghai) Fluid Technology Co., Ltd., founded in 2012, is a committed manufacturer and supplier that specializes in the research, development, production, and the sales of V profile as well as M profile press. thin-walled stainless steel and carbon steel pipes, as well as pipeline accessories. WEGS distinguishes itself through its superior product qualityand innovation, offering comprehensive solutions for water and gas supply to a global clientele.

WEGS is Located in the vibrant city of Shanghai, WEGS' headquarters occupies approximately 16,000 square meters. Its manufacturing base, positioned in Xianning, Hubei, extends over about 40,000 square meters. This strategic

geographical positioning, combined with a strong production capacity, ensures efficient transportation and prompt, reliable delivery, bolstering the company's swift growth. Presently, WEGS has achieved certifications in management systems including ISO 9001, ISO 14001, ISO 45001, and ISO 10012.

SHANGHAI R&D & MANUFACTURING HEADQUARTERS

HUBEI XIANNING MANUFACTURING BASE

PRODUCTION WORKSHOP

WEGS BRABD



Bundesrepublik Deutschland

Urkunde

über die Eintragung der
Marke Nr. 30 2019 111 354

Az.: 30 2019 111 354.3 / 06

WEGS

Inhaber/Inhaberin
Wegs (Shanghai) Fluid Technology Co., Ltd., Shanghai, CN

Tag der Anmeldung:
30.08.2019

Tag der Eintragung:
06.09.2019

Die Präsidentin des Deutschen Patent- und Markenamtes

Rudloff-Schäffer

München, 06.09.2019

Den aktuellen Rechtsstand und Schutzumfang nach dem Verzeichnis der Waren und Dienstleistungen entnehmen Sie bitte dem DPMAregister unter www.dpma.de.

WEGS was established in Munich, Germany in 2019 by Dr. Maximilian, a renowned international expert in the field of fluid technology, and his interdisciplinary team. The team brings together the best talent from the fields of material engineering, fluid mechanics, built environment and information technology, and is committed to transforming the modern water supply and drainage industry with the dual-core drive of "intelligent innovation" and "sustainable development". The modern pattern of water supply and drainage piping industry. I would be grateful if you could provide me with a copy of your procurement plan and list as soon as possible.

CORPORATE HISTORY

As the global supply chain becomes increasingly integrated and international trade continues to develop, WEGS canprovide OEM and ODM services to its partners as well. With strong manufacturing capabilities, WEGS can quickly capture market demands and trends. Through technological innovation, it actively meets the needs of its partners, further promoting domestic and international cooperation and industrial upgrading. WEGS collaborates with global partners in joint research and development and production, achieving resource sharing and technological complementarity, and enhancing the competitiveness of the entire industrial chain.

We warmly welcome friends from all over the world to negotiate business and seek opportunities to develop new markets and new products together.

Registration and Incorporation

2012

Shanghai Factory Opening Ceremony

2013

Put into Production

2014

High-tech Enterprise

2015

CCTV Showcase Brand

2017

Specialized, Sophisticated, Distinctive, and Innovative SMEs

2018

Top 10 Quality Enterprises Made in China

2019

Hubei Xianning Plant Commenced Operation

2021

Shanghai Headquarters Remodeling and Expansion Completed

2024

MARKET

Healthy water supply pipeline series



Super gas pipeline series



Compressed air pipe series



APPLICATION AREA

Residential buildings

Tap water (Cold water) Piping/ Hot Water Piping/
Drinking Water Piping

Hospitals, Cultural, Educational and Health Buildings

Tap water (Cold water) Piping/ Hot Water Piping/
Drinking Water Piping

Industrial Building

Tap water (Cold water) Piping/ Hot Water Piping/
Drinking Water Piping

Commercial Complex

Tap water (Cold water) Piping/ Hot Water Piping/
Drinking Water Piping

Construction of automobile factories

Tap water (Cold water) Piping/ Hot Water Piping/
Drinking Water Piping

Water Company

Water ,Mains/ Splitters

LABORATORY

China National Accreditation Service for Conformity Assessment

LABORATORY ACCREDITATION CERTIFICATE

(Registration No. CNAS L17849)

Testing Center of Wegs (Shanghai) Fluid Technology Co., Ltd.

(Legal Entity: Wegs (Shanghai) Fluid Technology Co., Ltd.)

No.51, Zhoujialou Road, Xinbang Industrial Park, Songjiang District, Shanghai, China

is accredited in accordance with ISO/IEC 17025: 2017 General Requirements for the Competence of Testing and Calibration Laboratories(CNAS-CL01 Accreditation Criteria for the Competence of Testing and Calibration Laboratories) for the competence to undertake the service described in the schedule attached to this certificate.

The scope of accreditation is detailed in the attached schedule bearing the same registration number as above. The schedule forms an integral part of this certificate.

Effective Date：2023-02-24

Expiry Date：2029-02-23

Signed on behalf of China National Accreditation Service for Conformity Assessment 张朝华

China National Accreditation Service for Conformity Assessment (CNAS) is authorized by Certification and Accreditation Administration of the People's Republic of China (CNCA) to operate the national accreditation schemes for conformity assessment. CNAS is a signatory of the International Laboratory Accreditation Cooperation Mutual Recognition Arrangement (ILAC MRA) and the Asia Pacific Accreditation Cooperation Mutual Recognition Arrangement (APAC MRA).

The validity of the certificate can be checked on CNAS website at http://www.cnas.org.cn/english/findanaccreditedbody/index.shtml.

To learn more about Wegs Labs, please visit www.wegspipe.com

Laboratory

1. Spectrometric Analyzer
2. Pressure Test
3. Drawing Test
4. Bending Test
5. Negative Pressure Test
6. Vibration Test

PRODUCT KEY PROCESS

GAS PROTECTION WELDING

PICKLING PASSIVATION

SOLID SOLUTION PROCESS



INTERNAL HIGH PRESSURE FORMING

AIRTIGHT TEST

FULLY AUTOMATIC HYDRAULIC PRESS



PRODUCT KEY PROCESS

STAINLESS STEEL

Stainless Steel pipe

Diameter/mm	Thickness/ mm
15	0.8
18	1.0
22	1.2
28	1.2
35	1.5
42	1.5
54	1.5
76.1	2.0
88.9	2.0
108	2.0

Stainless Steel cold water pipe

Diameter/mm	Thickness/ mm
15	0.8
18	1.0
22	1.2
28	1.2
35	1.5
42	1.5
54	1.5

Stainless Steel hot water pipe

Diameter/mm	Thickness/ mm
15	0.8
18	1.0
22	1.2
28	1.2
35	1.5
42	1.5
54	1.5

COUPING

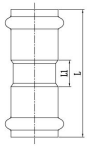

Equal coupling

Diameter/mm	Thickness/ mm	L/ mm	L1/ mm
15	1.5	54	8
18	1.5	54	8
22	1.5	56	8
28	1.5	60	8
35	1.5	69	11
42	1.5	81	9
54	1.5	93	11
76.1	2.0	158	38
88.9	2.0	165	25
108	2.0	190	40

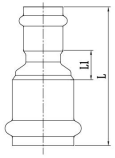

Reducing coupling

Diameter/mm	Thickness/ mm	L/ mm	L1/ mm
18×15	1.5×1.5	63	16
22×18	1.5×1.5	64	17
28×18	1.5×1.5	66	17
28×22	1.5×1.5	67	17
35×18	1.5×1.5	73	21
35×22	1.5×1.5	74	21
35×28	1.5×1.5	74	19
42×18	1.5×1.5	82	23
42×22	1.5×1.5	82	22
42×28	1.5×1.5	83	21
42×35	1.5×1.5	85	20
54×18	1.5×1.5	93	29
54×22	1.5×1.5	93	28
54×28	1.5×1.5	93	26
54×35	1.5×1.5	95	25
54×42	1.5×1.5	100	23
76.1×22	2.0×1.5	136	52
76.1×28	2.0×1.5	135	49
76.1×35	2.0×1.5	137	48
76.1×42	2.0×1.5	141	45
76.1×54	2.0×1.5	145	44
88.9×54	2.0×1.5	150	39
88.9×76.1	2.0×2.0	176	46
108×28	2.0×1.5	156	55
108×35	2.0×1.5	164	60
108×42	2.0×1.5	178	67
108×54	2.0×1.5	170	54
108×76.1	2.0×2.0	196	61
108×88.9	2.0×2.0	197	52

COUPING

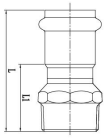

Male Adapter

Diameter/mm	Thickness/ mm	L/ mm	L1/ mm
15×1/2"	1.5	53	30
15×3/4"	1.5	53	30
18×1/2"	1.5	53	30
18×3/4"	1.5	56	33
22×1/2"	1.5	54	30
22×3/4"	1.5	57	33
28×3/4"	1.5	59	33
28×1	1.5	63	37
35×1	1.5	67.5	38.5
35×11/4"	1.5	72.5	43.5
42×11/4"	1.5	78.5	42.5
42×11/2"	1.5	78.5	42.5
54×11/2"	1.5	84.5	43.5
54×2	1.5	89.5	48.5

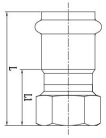

Female Adapter

Diameter/mm	Thickness/ mm	L/ mm	L1/ mm
15×1/2"	1.5	49	26
15×3/4"	1.5	51	28
18×1/2"	1.5	49	26
18×3/4"	1.5	51	28
22×1/2"	1.5	59	35
22×3/4"	1.5	52	28
28×1/2"	1.5	63	37
28×3/4"	1.5	63	37
28×1	1.5	59	33
35×1	1.5	72.5	43.5
35×11/4"	1.5	66.5	37.5
42×11/4"	1.5	82	46
42×11/2"	1.5	74.5	38.5
54×11/2"	1.5	93	52
54×2	1.5	86.5	45.5

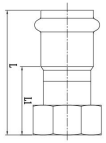

Moving Female Adapter

Diameter/mm	Thickness/ mm	L/ mm	L1/ mm
15×1/2"	1.5	55	32
15×3/4"	1.5	56	33
18×1/2"	1.5	55	32
18×3/4"	1.5	56	33
22×1/2"	1.5	68	44
22×3/4"	1.5	69	45
28×1	1.5	67	41
35×11/4"	1.5	70.5	41.5
42×11/2"	1.5	78.5	42.5
54×2	1.5	89.5	48.5

COUPING

Slip coupling

Diameter/mm	Thickness/ mm	L/ mm
15	1.5	81
18	1.5	81
22	1.5	85
28	1.5	96
35	1.5	106
42	1.5	120
54	1.5	134
76.1	2.0	235
88.9	2.0	263
108	2.0	303

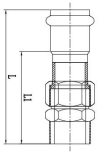

Adaptor Union With Male Thread

Diameter/mm	Thickness/ mm	L/ mm	L1/ mm
15×1/2"	1.5	79	56
15×3/4"	1.5	79.5	56.5
18×1/2"	1.5	79	56
18×3/4"	1.5	79.5	56.5
22×1/2"	1.5	92	68
22×3/4"	1.5	92.5	68.5
22×1	1.5	106.5	82.5
28×1	1.5	104.5	78.5
35×11/4"	1.5	100.5	71.5
42×11/2"	1.5	111.5	75.5
54×2	1.5	124	83

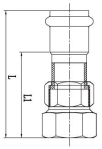

Adaptor Union With Female Thread

Diameter/mm	Thickness/ mm	L/ mm	L1/ mm
15×1/2"	1.5	73.5	50.5
15×3/4"	1.5	76	53
18×1/2"	1.5	73.5	50.5
18×3/4"	1.5	76	53
22×3/4"	1.5	89	65
22×1	1.5	103	79
28×1	1.5	92	66
35×11/4"	1.5	98.5	69.5
42×11/2"	1.5	108.5	72.5
54×2	1.5	125	84

COUPING

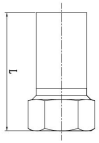

Adaptor with Female Thread and Plain End

Diameter/mm	Thickness/ mm	L/ mm
15×1/2"	1.5	72
18×1/2"	1.5	72
18×3/4"	1.5	74
22×1/2"	1.5	72
22×3/4"	1.5	74
28×1	1.5	79
35×11/4"	1.5	82
42×11/2"	1.5	84
54×2	1.5	90

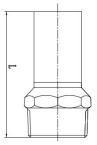

Adaptor with Male Thread and Plain End

Diameter/mm	Thickness/ mm	L/ mm
15×1/2"	1.5	76
18×1/2"	1.5	76
22×3/4"	1.5	79
28×1	1.5	83
35×11/4"	1.5	88
42×11/2"	1.5	88
54×2	1.5	93

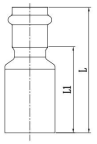

B Reducer With Plain End

Diameter/mm	Thickness/ mm	L/ mm	L1/ mm
18×15	1.5×1.5	84	62
22×15	1.5×1.5	84	61
22×18	1.5×1.5	84	62
28×15	1.5×1.5	88	65
28×18	1.5×1.5	88	65
28×22	1.5×1.5	87	63
35×18	1.5×1.5	89	66
35×22	1.5×1.5	89	65
35×28	1.5×1.5	89	63
42×22	1.5×1.5	92	68
42×28	1.5×1.5	92	66
42×35	1.5×1.5	94	65
52×28	1.5×1.5	96	71
54×35	1.5×1.5	99	70
54×42	1.5×1.5	103	67

ELBOW

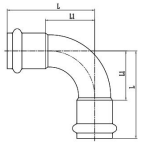

90° Equal Elbow

Diameter/mm	Thickness/ mm	L/ mm	L1/ mm
15	1.5	58	35
18	1.5	58	35
22	1.5	58	34
28	1.5	67	41
35	1.5	76	47
42	1.5	100	64
54	1.5	118	77
76.1	2.0	165	105
88.9	2.0	191	121
108	2.0	250	175

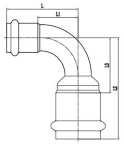

90° Reducing Elbow

Diameter/mm	Thickness/ mm	L/ mm	L2/ mm	L3/ mm	L1/ mm
18×15	1.5×1.5	58	67.5	43.5	35
22×18	1.5×1.5	58	67.5	43.5	35
28×18"	1.5×1.5	58	70	44	35
28×22	1.5×1.5	58	65.5	39.5	34

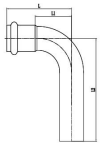

Adaptor Union With Female Thread

Diameter/mm	Thickness/ mm	L/ mm	L1/ mm	L2/ mm
15	1.5	58	35	81
18	1.5	58	35	81
22	1.5	58	34	68
28	1.5	67	41	67
35	1.5	76	47	120.5
42	1.5	100	64	149
54	1.5	118	77	194.5
76.1	2.0	165	105	239.5
88.9	2.0	191	121	279
108	2.0	250	175	301

ELBOW

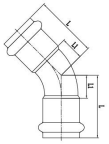

45° Equal Elbow

Diameter/mm	Thickness/ mm	L/ mm	L1/ mm
15	1.5	40	17
18	1.5	40	17
22	1.5	43	19
28	1.5	43	23
35	1.5	55	26
42	1.5	68	32
54	1.5	81	40
76.1	2.0	110	50
88.9	2.0	123	53
108	2.0	162	87

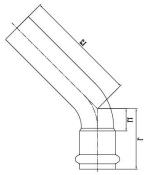

45° B–type equal elbow

Diameter/mm	Thickness/ mm	L/ mm	L1/ mm	L2/ mm
15	1.5	40	17	46
18	1.5	40	17	46
22	1.5	43	19	47
28	1.5	49	23	53
35	1.5	55	26	84.5
42	1.5	68	32	99
54	1.5	81	40	132.5
76.1	2.0	110	50	192.5
88.9	2.0	123	53	211
108	2.0	162	87	276

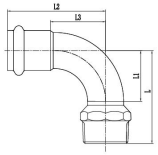

90° Male Elbow

Diameter/mm	Thickness/ mm	L/ mm	L1/ mm	L2/ mm	L3/ mm
15×1/2"	1.5	57	31	58	35
15×3/4"	1.5	68	31	58	35
18×1/2"	1.5	57	31	58	35
18×3/4"	1.5	68	31	58	35
22×1/2"	1.5	53	27	58	34
22×3/4"	1.5	56	27	58	34
28×3/4"	1.5	63	34	67	41
28×1	1.5	67	34	67	41
35×1	1.5	83.5	41.5	76	47
35×11/4"	1.5	78.5	41.5	76	47
42×11/4"	1.5	92	55	100	64
42×11/2"	1.5	93	55	100	64
54×11/2"	1.5	122	71.5	118	77
54×2	1.5	114.5	71.5	118	77

ELBOW

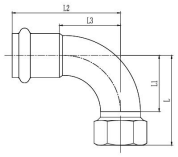

90° female elbow

Diameter/mm	Thickness/ mm	L/ mm	L1/ mm	L2/ mm	L3/ mm
15×1/2"	1.5	55	31	58	35
15×3/4"	1.5	62	31	58	35
18×1/2"	1.5	55	31	58	35
18×3/4"	1.5	62	31	58	35
22×1/2"	1.5	60	27	58	34
22×3/4"	1.5	51	27	58	34
28×3/4"	1.5	67	34	67	41
28×1	1.5	63	34	67	41
35×1	1.5	79.5	41.5	76	47
35×11/4"	1.5	73.5	41.5	76	47
42×11/2"	1.5	89	55	100	64
54×2	1.5	111.5	71.5	118	77

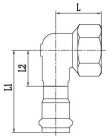

Short elbow with female

Diameter/mm	Thickness/ mm	L/ mm	L1/ mm	L2/ mm
15×1/2"	1.5	24	50	27
15×3/4"	1.5	29	56	32
18×1/2"	1.5	24	50	27
18×3/4"	1.5	29	56	32
22×1/2"	1.5	24	50	26
22×3/4"	1.5	29	56	32
28×1/2"	1.5	24	62.5	36.5
28×3/4"	1.5	29	67	41
28×1	1.5	30	58	32

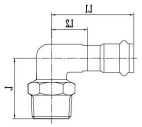

Short elbow with male

Diameter/mm	Thickness/ mm	L/ mm	L1/ mm	L2/ mm
15×1/2"	1.5	31.5	41.5	14.5
15×3/4"	1.5	36	46.5	19.5
18×1/2"	1.5	31.5	41.5	14.5
18×3/4"	1.5	36	46.5	19.5
22×1/2"	1.5	36.5	44	16
22×3/4"	1.5	39	50	22
28×1/2"	1.5	31.5	44.5	14.5
28×3/4"	1.5	39	49.5	19.5
28×1	1.5	44	53.5	23.5

ELBOW

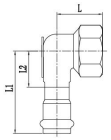

Elbow Adaptor 90° with Wall Plate

Diameter/mm	Thickness/ mm	L/ mm	L1/ mm	L2/ mm
15×1/2"	1.5	24	50	27
18×1/2"	1.5	24	50	27
22×3/4"	1.5	29	56	32

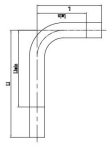

Bend 90°

Diameter/mm	Thickness/ mm	L/ mm	Lmin/ mm	L1/ mm	L1min/ mm
15	1.5	70	58	120	58
18	1.5	70	63	120	63
22	1.5	70	70	120	70
28	1.5	80	80	120	80
35	1.5	120	100	200	100
42	1.5	150	100	200	120
54	1.5	200	145	300	145

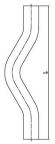

Layflat bridge

Diameter/mm	Thickness/ mm	L/ mm
15	1.5	206
18	1.5	206
22	1.5	216
28	1.5	258

TEE

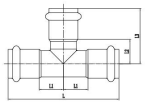

Equal tee

Diameter/mm	Thickness/ mm	L/ mm	L1/ mm	L3/ mm	L2/ mm
15	1.5	73	12.5	48.5	25.5
18	1.5	73	12.5	48.5	25.5
22	1.5	80	16	48	24
28	1.5	90	19	52	26
35	1.5	107	24.5	61	32
42	1.5	124	26	69	33
54	1.5	164	41	75.5	34.5
76.1	2.0	235	57.5	119	59
88.9	2.0	263	61.5	129	59
108	2.0	307	78.5	151	76

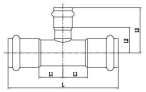

Reducing Tee

Diameter/mm	Thickness/ mm	L/ mm	L1/ mm	L3/ mm	L2/ mm
18×15	1.5×1.5	73	12.5	49.5	26.5
22×18	1.5×1.5	80	16	49.5	26.5
28×18	1.5×1.5	90	19	52.5	29.5
28×22	1.5×1.5	90	19	51	27
35×18	1.5×1.5	107	24.5	56	33
35×22	1.5×1.5	107	24.5	54.5	30.5
35×28	1.5×1.5	107	24.5	55.5	29.5
42×18	1.5×1.5	124	26	59.5	36.5
42×22	1.5×1.5	124	26	58	34
42×28	1.5×1.5	124	26	59	33
42×35	1.5×1.5	124	26	64.5	35.5
54×18	1.5×1.5	164	41	65.5	42.5
54×22	1.5×1.5	164	41	64	40
54×28	1.5×1.5	164	41	65	39
54×35	1.5×1.5	164	41	70.5	41.5
54×42	1.5×1.5	164	41	75	39
76.1×22	2.0×1.5	235	57.5	75	51
76.1×28	2.0×1.5	235	57.5	76	50
76.1×35	2.0×1.5	235	57.5	82	53
76.1×42	2.0×1.5	235	57.5	86	50
76.1×54	2.0×1.5	235	57.5	88	47
88.9×22	2.0×1.5	263	61.5	81	57
88.9×28	2.0×1.5	263	61.5	82	56
88.9×35	2.0×1.5	263	61.5	88	59
88.9×42	2.0×1.5	263	61.5	92	56
88.9×54	2.0×1.5	263	61.5	94	53
88.9×76.1	2.0×2.0	263	61.5	125.5	65.5
108×22	2.0×1.5	307	78.5	91.5	67.5
108×28	2.0×1.5	307	78.5	92	66
108×35	2.0×1.5	307	78.5	98	69
108×42	2.0×1.5	307	78.5	102	66
108×54	2.0×1.5	307	78.5	102	61
108×76.1	2.0×2.0	307	78.5	135	75
108×88.9	2.0×2.0	307	78.5	138	68

TEE

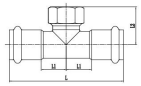

Female Tee

Diameter/mm	Thickness/ mm	L/ mm	L1/ mm	L2/ mm
15×1/2"	1.5	73	12.5	30
15×3/4"	1.5	73	12.5	30
18×1/2"	1.5	73	12.5	30
18×3/4"	1.5	73	12.5	30
22×1/2"	1.5	80	16	35
22×3/4"	1.5	80	16	37
28×1/2"	1.5	90	19	38
28×3/4"	1.5	90	19	40
28×1	1.5	90	19	45
35×1/2"	1.5	107	24.5	41.5
35×3/4"	1.5	107	24.5	43.5
35.0×1	1.5	107	24.5	48.5
35×11/4"	1.5	107	24.5	51.5
42×1/2"	1.5	124	26	45
42×3/4"	1.5	124	26	47
42×1	1.5	124	26	52
42×11/4"	1.5	124	26	55
42×11/2"	1.5	124	26	57
54×1/2"	1.5	164	41	51
54×3/4"	1.5	164	41	53
54×1	1.5	164	41	58
54×11/4"	1.5	164	41	61
54×11/2"	1.5	164	41	63
54×2	1.5	164	41	69

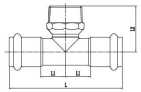

Male Tee

Diameter/mm	Thickness/ mm	L/ mm	L1/ mm	L2/ mm
15×1/2"	1.5	73	23	35.5
15×3/4"	1.5	73	23	35.5
18×1/2"	1.5	73	23	38
18×3/4"	1.5	73	23	38
22×1/2"	1.5	80	24	39
22×3/4"	1.5	80	24	39
28×1/2"	1.5	90	26	42
28×3/4"	1.5	90	26	42
28×1	1.5	90	26	49
35×1/2"	1.5	107	29	45.5
35×3/4"	1.5	107	29	45.5
35.0×1	1.5	107	29	52.5
35×11/4"	1.5	107	29	57.5
42×1/2"	1.5	124	36	49
42×3/4"	1.5	124	36	49
42×1	1.5	124	36	56
42×11/4"	1.5	124	36	61
42×11/2"	1.5	124	36	61
54×1/2"	1.5	164	41	55
54×3/4"	1.5	164	41	55
54×1	1.5	164	41	62
54×11/4"	1.5	164	41	67
54×11/2"	1.5	164	41	67
54×2	1.5	164	41	72

OTHER FITTINGS

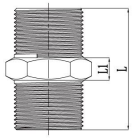

Hexagonal male connector

Diameter/mm	Thickness/ mm	L1/ mm	L/ mm
1/2"×1/2"	1.5	8.5	39.5
3/4"×3/4"	1.5	8	39
1×1	1.5	9	44
11/4"×11/4"	1.5	10	50
11/2"×11/2"	1.5	12	54
2×2	1.5	12	57

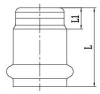

Caps

Diameter/mm	Thickness/ mm	L/ mm	L1/ mm
15	1.5	36	13
18	1.5	36	13
22	1.5	35	11
28	1.5	39	13
35	1.5	43	14
42	1.5	50	14
54	1.5	56	15
76.1	2.0	93	33
88.9	2.0	96	26
108	2.0	112	37

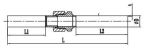

Straight Tube Fittings

Diameter/mm	Thickness/ mm	L/ mm	L1/ mm	L2/ mm
15	1.5	172	54	74
18	1.5	172	54	74
22	1.5	193	62	82
28	1.5	217	70	90

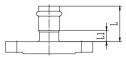

Flange adapters

Diameter/mm	Thickness/ mm	L/ mm	L1/ mm
15	1.5	34	11
18	1.5	34	11
22	1.5	37	13
28	1.5	42	16
35	1.5	51	22
42	1.5	58	22
54	1.5	73	32
76.1	2.0	78	18
88.9	2.0	90	20
108	2.0	107	32

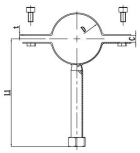

Bracket

Diameter/mm	L1/ mm	t	c
18	100	0.8	3
22	100	0.8	5
28	100	0.8	5
35	100	1.0	5
42	100	1.0	7
54	100	1.0	7
76.1	100	1.2	10
88.9	100	1.2	10
108	100	1.2	10

COUPING

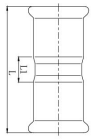

Equal coupling

Diameter/mm	Thickness/ mm	L/ mm	L1/ mm
15	1.5	48	8
18	1.5	49	9
22	1.5	52.5	10.5
28	1.5	58.5	10.5
35	1.5	64.5	10.5
42	1.5	76	12
54	1.5	87	15
76.1	2.0	144	34
88.9	2.0	165	45
108	2.0	197	47

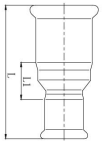

Reducing coupling

Diameter/mm	Thickness/ mm	L/ mm	L1/ mm
18×15	1.5×1.5	56	16
22×18	1.5×1.5	58	17
28×18	1.5×1.5	65	21
28×22	1.5×1.5	65	20
35×18	1.5×1.5	69	22
35×22	1.5×1.5	70	22
35×28	1.5×1.5	71	20
42×18	1.5×1.5	78	26
42×22	1.5×1.5	78	25
42×28	1.5×1.5	80	24
42×35	1.5×1.5	80	21
54×18	1.5×1.5	88	32
54×22	1.5×1.5	89	32
54×28	1.5×1.5	89	29
54×35	1.5×1.5	90	27
54×42	1.5×1.5	94	26
76.1×22	2.0×1.5	128	52
76.1×28	2.0×1.5	128	49
76.1×35	2.0×1.5	128	46
76.1×42	2.0×1.5	132	45
76.1×54	2.0×1.5	135	44
88.9×54	2.0×1.5	148	52
88.9×76.1	2.0×2.0	170	55
108×28	2.0×1.5	159	60
108×35	2.0×1.5	165	63
108×42	2.0×1.5	180	73
108×54	2.0×1.5	171	60
108×76.1	2.0×2.0	192	62
108×88.9	2.0×2.0	200	65

COUPING

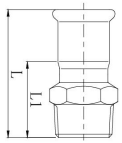

Male Adapter

Diameter/mm	Thickness/ mm	L/ mm	L1/ mm
15×1/2"	1.5	50	30
15×3/4"	1.5	50	30
18×1/2"	1.5	51	31
18×3/4"	1.5	54	34
22×1/2"	1.5	53	32
22×3/4"	1.5	56	35
28×3/4"	1.5	59	35
28×1	1.5	63	39
35×1	1.5	66	39
35×11/4"	1.5	71	44
42×11/4"	1.5	76	44
42×11/2"	1.5	76	44
54×11/2"	1.5	82	46
54×2	1.5	87	51

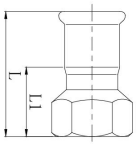

Female Adapter

Diameter/mm	Thickness/ mm	L/ mm	L1/ mm
15×1/2"	1.5	46	26
15×3/4"	1.5	48	28
18×1/2"	1.5	47	27
18×3/4"	1.5	49	29
22×1/2"	1.5	58	37
22×3/4"	1.5	51	30
28×1/2"	1.5	63	39
28×3/4"	1.5	63	39
28×1	1.5	59	35
35×1	1.5	71	44
35×11/4"	1.5	65	38
42×11/4"	1.5	80	48
42×11/2"	1.5	72	40
54×11/2"	1.5	90	54
54×2	1.5	84	48

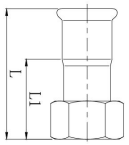

Moving Female Adapter

Diameter/mm	Thickness/ mm	L/ mm	L1/ mm
15×1/2"	1.5	52	32
15×3/4"	1.5	53	33
18×1/2"	1.5	53	33
18×3/4"	1.5	54	34
22×1/2"	1.5	67	46
22×3/4"	1.5	68	47
28×1	1.5	67	43
35×11/4"	1.5	69	42
42×11/2"	1.5	76	44
54×2	1.5	87	51

COUPING

Slip coupling

Diameter/mm	Thickness/ mm	L/ mm
15	1.5	83
18	1.5	83
22	1.5	85
28	1.5	98
35	1.5	105
42	1.5	120
54	1.5	138
76.1	2.0	236
88.9	2.0	260
108	2.0	312

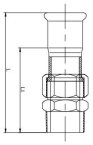

Adaptor Union With Male Thread

Diameter/mm	Thickness/ mm	L/ mm	L1/ mm
15×1/2"	1.5	76	56
15×3/4"	1.5	76.5	56.5
18×1/2"	1.5	77	57
18×3/4"	1.5	77.5	57.5
22×1/2"	1.5	91	70
22×3/4"	1.5	91.5	70.5
22×1	1.5	110.5	89.5
28×1	1.5	104.5	80.5
35×11/4"	1.5	99	72
42×11/2"	1.5	109	77
54×2	1.5	121.5	85.5

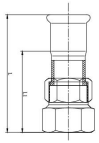

Adaptor Union With Female Thread

Diameter/mm	Thickness/ mm	L/ mm	L1/ mm
15×1/2"	1.5	71	51
15×3/4"	1.5	73	53
18×1/2"	1.5	72	52
18×3/4"	1.5	74	54
22×1/2"	1.5	87	66
22×3/4"	1.5	93	72
28×1	1.5	92	68
35×11/4"	1.5	97	70
42×11/2"	1.5	106	74
54×2	1.5	123	87

COUPING

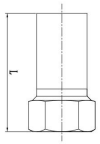

Adaptor with Female Thread and Plain End

Diameter/mm	Thickness/ mm	L/ mm
15×1/2"	1.5	72
18×1/2"	1.5	72
18×3/4"	1.5	74
22×1/2"	1.5	72
22×3/4"	1.5	74
28×1	1.5	79
35×11/4"	1.5	82
42×11/2"	1.5	84
54×2	1.5	90

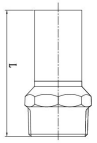

Adaptor with Male Thread and Plain End

Diameter/mm	Thickness/ mm	L/ mm
15×1/2"	1.5	76
18×1/2"	1.5	76
22×3/4"	1.5	79
28×1	1.5	83
35×11/4"	1.5	88
42×11/2"	1.5	88
54×2	1.5	93

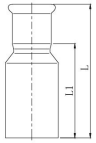

B Reducer With Plain End

Diameter/mm	Thickness/ mm	L/ mm	L1/ mm
18×15	1.5×1.5	81	61
22×15	1.5×1.5	81	61
22×18	1.5×1.5	85	65
28×15	1.5×1.5	84	64
28×18	1.5×1.5	84	64
28×22	1.5×1.5	85	64
35×15	1.5×1.5	86	66
35×18	1.5×1.5	87	67
35×22	1.5×1.5	87	66
35×28	1.5×1.5	88	64
42×15	1.5×1.5	90	70
42×18	1.5×1.5	90	70
42×22	1.5×1.5	90	69
42×28	1.5×1.5	91	67
42×35	1.5×1.5	92	65
54×15	1.5×1.5	92	73
54×18	1.5×1.5	94	74
54×22	1.5×1.5	95	74
54×28	1.5×1.5	95	71
54×35	1.5×1.5	96	69
54×42	1.5×1.5	101	69
76.1×42	2.0×1.5	130	98
76.1×54	2.0×1.5	133	97
88.9×54	2.0×1.5	135	99
88.9×76.1	2.0×2.0	157	102
108×54	2.0×1.5	142	106
108×88.9	2.0×2.0	164	109

ELBOW

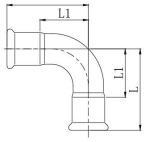

90° Equal Elbow

Diameter/mm	Thickness/ mm	L/ mm	L1/ mm
15	1.5	47	27
18	1.5	47	27
22	1.5	53	32
28	1.5	62	38
35	1.5	72	45
42	1.5	82	50
54	1.5	110	74
76.1	2.0	174	119
88.9	2.0	200	140
108	2.0	243	168

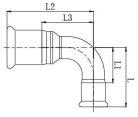

90° Reducing Elbow

Diameter/mm	Thickness/ mm	L/ mm	L2/ mm	L1/ mm	L3/ mm
18×15	1.5×1.5	47	52	27	31
22×18	1.5×1.5	47	52	27	31
28×18	1.5×1.5	47	57	27	33
28×22	1.5×1.5	53	65	32	41

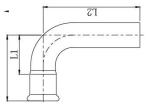

Adaptor Union With Female Thread

Diameter/mm	Thickness/ mm	L/ mm	L1/ mm	L2/ mm
15	1.5	47	27	50
18	1.5	47	27	50
22	1.5	53	32	57
28	1.5	62	38	74
35	1.5	72	45	81
42	1.5	82	50	107
54	1.5	110	74	126
76.1	2.0	174	119	225
88.9	2.0	200	140	260
108	2.0	243	168	290

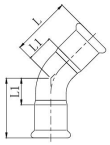

45° Equal Elbow

Diameter/mm	Thickness/ mm	L/ mm	L1/ mm
15	1.5	32	12
18	1.5	32	12
22	1.5	35	14
28	1.5	41	17
35	1.5	46	19
42	1.5	54	22
54	1.5	68	32
76.1	2.0	115	60
88.9	2.0	130	70
108	2.0	160	85

ELBOW

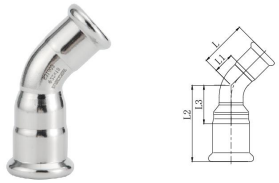

45° Reducing Elbow

Diameter/mm	Thickness/ mm	L/ mm	L2/ mm	L1/ mm	L3/ mm
18×15	1.5×1.5	32	40	12	20
22×18	1.5×1.5	32	42	12	20
28×18	1.5×1.5	32	47	12	27
28×22	1.5×1.5	35	47	14	27

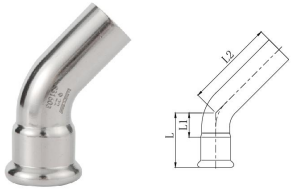

45° B–type equal elbow

Diameter/mm	Thickness/ mm	L/ mm	L1/ mm	L2/ mm
15	1.5	32	12	34
18	1.5	32	12	34
22	1.5	35	14	37
28	1.5	41	17	43
35	1.5	46	19	55
42	1.5	54	22	65
54	1.5	68	32	72
76.1	2.0	115	60	120
88.9	2.0	130	70	135
108	2.0	160	85	165

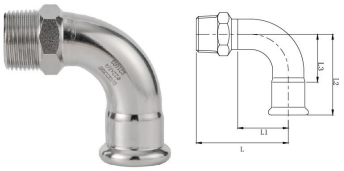

90° Male Elbow

Diameter/mm	Thickness/ mm	L/ mm	L1/ mm	L2/ mm	L3/ mm
15×1/2"	1.5	45	18	47	27
15×3/4"	1.5	54	18	47	27
18×1/2"	1.5	45	18	47	27
18×3/4"	1.5	54	18	47	27
22×1/2"	1.5	54	27	53	32
22×3/4"	1.5	54	27	53	32
28×3/4"	1.5	61	32	62	40
28×1	1.5	61	32	62	40
35×1	1.5	71	48	72	47
35×11/4"	1.5	75	48	72	47
42×11/4"	1.5	92	54	82	49
42×11/2"	1.5	96	54	82	49
54×11/2"	1.5	118	69	110	72
54×2	1.5	112	69	110	72

ELBOW

90° female elbow

Diameter/mm	Thickness/ mm	L/ mm	L1/ mm	L2/ mm	L3/ mm
15×1/2"	1.5	42	18	47	27
15×3/4"	1.5	46	18	47	27
18×1/2"	1.5	42	18	47	27
18×3/4"	1.5	46	18	47	27
22×1/2"	1.5	51	27	53	32
22×3/4"	1.5	50	27	53	32
28×3/4"	1.5	52	32	62	40
28×1	1.5	58	32	62	40
35×1	1.5	77	48	72	47
35×11/4"	1.5	82	48	72	47
42×11/2"	1.5	88	54	82	49
54×2	1.5	107	69	110	72

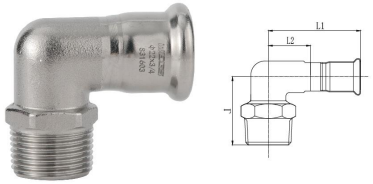

Short elbow with famale

Diameter/mm	Thickness/ mm	L/ mm	L1/ mm	L2/ mm
15×1/2"	1.5	31.5	38.5	14.5
15×3/4"	1.5	36	43.5	19.5
18×1/2"	1.5	31.5	38.5	14.5
18×3/4"	1.5	36	43.5	19.5
22×1/2"	1.5	36.5	42	16
22×3/4"	1.5	39	48	22
28×1/2"	1.5	31.5	43.5	14.5
28×3/4"	1.5	39	48.5	19.5
28×1	1.5	44	52.5	23.5

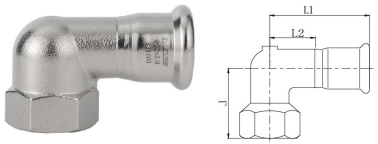

Short elbow with famale

Diameter/mm	Thickness/ mm	L/ mm	L1/ mm	L2/ mm
15×1/2"	1.5	24	51	27
15×3/4"	1.5	29	56	32
18×1/2"	1.5	24	51.5	27
18×3/4"	1.5	29	56.5	32
22×1/2"	1.5	24	52	26
22×3/4"	1.5	29	58	32
28×1/2"	1.5	24	65.5	36.5
28×3/4"	1.5	29	70	41
28×1	1.5	30	61	32

ELBOW

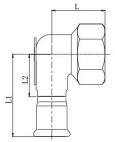

Elbow Adaptor 90° with Wall Plate

Diameter/mm	Thickness/ mm	L/ mm	L1/ mm	L2/ mm
15×1/2"	1.5	24	51	27
18×1/2"	1.5	24	51.5	27
22×3/4"	1.5	29	58	32

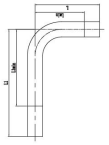

Bend 90°

Diameter/mm	Thickness/ mm	L/ mm	Lmin/ mm	L1/ mm	L1min/ mm
15	1.5	70	58	120	58
18	1.5	70	63	120	63
22	1.5	70	70	120	70
28	1.5	80	80	120	80
35	1.5	120	100	200	100
42	1.5	150	100	200	120
54	1.5	200	145	300	145

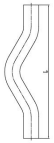

Diameter/mm	Thickness/ mm	L/ mm
15	1.5	206
18	1.5	206
22	1.5	216
28	1.5	258

TEE

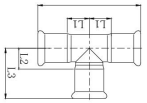

Equal tee

Diameter/mm	Thickness/ mm	L/ mm	L1/ mm	L3/ mm	L2/ mm
15	1.5	70	15	34	14
18	1.5	70	15	36	16
22	1.5	77	17.5	39	18
28	1.5	88	20	45	21
35	1.5	102	24	52	25
42	1.5	120	28	61	29
54	1.5	144	36	73	27
76.1	2.0	232	61	113	58
88.9	2.0	262	71	130	70
108	2.0	312	81	156	81

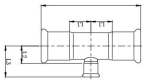

Reducing Tee

Diameter/mm	Thickness/ mm	L/ mm	L1/ mm	L3/ mm	L2/ mm
18×15	1.5×1.5	70	15	35	15
22×18	1.5×1.5	77	17.5	38	18
28×18	1.5×1.5	88	20	41	21
28×22	1.5×1.5	88	20	42	21
35×18	1.5×1.5	102	24	44	24
35×22	1.5×1.5	102	24	46	25
35×28	1.5×1.5	102	24	49	25
42×18	1.5×1.5	120	28	48	28
42×22	1.5×1.5	120	28	49	28
42×28	1.5×1.5	120	28	52	28
42×35	1.5×1.5	120	28	55	28
54×18	1.5×1.5	144	36	54	34
54×22	1.5×1.5	144	36	55	34
54×28	1.5×1.5	144	36	58	34
54×35	1.5×1.5	144	36	61	34
54×42	1.5×1.5	144	36	67	35
76.1×22	2.0×1.5	232	61	67	46
76.1×28	2.0×1.5	232	61	70	46
76.1×35	2.0×1.5	232	61	73	46
76.1×42	2.0×1.5	232	61	79	47
76.1×54	2.0×1.5	232	61	84	48
88.9×22	2.0×1.5	262	71	73	52
88.9×28	2.0×1.5	262	71	76	52
88.9×35	2.0×1.5	262	71	79	52
88.9×42	2.0×1.5	262	71	85	53
88.9×54	2.0×1.5	262	71	90	54
88.9×76.1	2.0×2.0	262	71	119	64
108×22	2.0×1.5	312	81	83	62
108×28	2.0×1.5	312	81	86	62
108×35	2.0×1.5	312	81	89	62
108×42	2.0×1.5	312	81	95	63
108×54	2.0×1.5	312	81	100	64
108×76.1	2.0×2.0	312	81	129	74
108×88.9	2.0×2.0	312	81	139	79

TEE

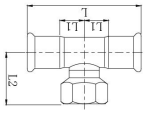

Female Tee

Diameter/mm	Thickness/ mm	L/ mm	L1/ mm	L2/ mm
15×1/2"	1.5	70	15	31.5
15×3/4"	1.5	70	15	33.5
18×1/2"	1.5	70	15	33
18×3/4"	1.5	70	15	35
22×1/2"	1.5	77	17.5	35
22×3/4"	1.5	77	17.5	37
28×1/2"	1.5	88	20	38
28×3/4"	1.5	88	20	40
28×1	1.5	88	20	45
35×1/2"	1.5	102	24	41.5
35×3/4"	1.5	102	24	43.5
35.0×1	1.5	102	24	48.5
35×11/4"	1.5	102	24	51.5
42×1/2"	1.5	120	28	45
42×3/4"	1.5	120	28	47
42×1	1.5	120	28	52
42×11/4"	1.5	120	28	55
42×11/2"	1.5	120	28	57
54×1/2"	1.5	144	36	51
54×3/4"	1.5	144	36	53
54×1	1.5	144	36	58
54×11/4"	1.5	144	36	61
54×11/2"	1.5	144	36	63
54×2	1.5	144	36	69

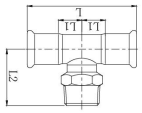

Male Tee

Diameter/mm	Thickness/ mm	L/ mm	L1/ mm	L2/ mm
15×1/2"	1.5	70	15	35.5
15×3/4"	1.5	70	15	38.5
18×1/2"	1.5	70	15	37
18×3/4"	1.5	70	15	40
22×1/2"	1.5	77	17.5	39
22×3/4"	1.5	77	17.5	42
28×1/2"	1.5	88	20	42
28×3/4"	1.5	88	20	45
28×1	1.5	88	20	49
35×1/2"	1.5	102	24	45.5
35×3/4"	1.5	102	24	48.5
35.0×1	1.5	102	24	52.5
35×11/4"	1.5	102	24	57.5
42×1/2"	1.5	120	28	49
42×3/4"	1.5	120	28	52
42×1	1.5	120	28	56
42×11/4"	1.5	120	28	61
42×11/2"	1.5	120	28	61
54×1/2"	1.5	144	36	55
54×3/4"	1.5	144	36	58
54×1	1.5	144	36	62
54×11/4"	1.5	144	36	67
54×11/2"	1.5	144	36	67
54×2	1.5	144	36	72

TEE

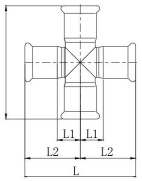

Equal Cross

Diameter/mm	Thickness/ mm	L/ mm	L1/ mm	L2/ mm
15	1.5	70	15	35
18	1.5	70	15	35
22	1.5	77	17.5	38.5
28	1.5	88	20	44
35	1.5	102	24	51
42	1.5	120	28	60
54	1.5	144	36	72
76.1	2.0	232	61	116
88.9	2.0	262	71	131
108	2.0	312	81	156

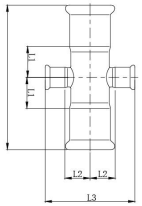

Reducing Cross

Diameter/mm	Thickness/ mm	L/ mm	L1/ mm	L3/ mm	L2/ mm
18×15	1.5×1.5	70	15	70	15
22×18	1.5×1.5	77	17.5	76	18
28×18	1.5×1.5	88	20	82	21
28×22	1.5×1.5	88	20	84	21
35×18	1.5×1.5	102	24	88	24
35×22	1.5×1.5	102	24	92	25
35×28	1.5×1.5	102	24	98	25
42×18	1.5×1.5	120	28	96	28
42×22	1.5×1.5	120	28	98	28
42×28	1.5×1.5	120	28	104	28
42×35	1.5×1.5	120	28	110	28
54×18	1.5×1.5	144	36	108	34
54×22	1.5×1.5	144	36	110	34
54×28	1.5×1.5	144	36	116	34
54×35	1.5×1.5	144	36	122	34
54×42	1.5×1.5	144	36	134	35

OTHER FITTINGS

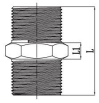

Hexagonal male connector

Diameter/mm	Thickness/ mm	L1/ mm	L/ mm
1/2"×1/2"	1.5	8.5	39.5
3/4"×3/4"	1.5	8	39
1×1	1.5	9	44
11/4"×11/4"	1.5	10	50
11/2"×11/2"	1.5	12	54
2×2	1.5	12	57

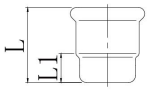

Caps

Diameter/mm	Thickness/ mm	L/ mm	L1/ mm
15	1.5	34.5	14
18	1.5	34.5	14
22	1.5	34.5	13.5
28	1.5	37.5	14.5
35	1.5	42	15
42	1.5	46	14
54	1.5	52	15
76.1	2.0	85.5	30.5
88.9	2.0	96	33
108	2.0	114.5	37.5

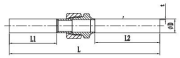

Straight Tube Fittings

Diameter/mm	Thickness/ mm	L/ mm	L1/ mm	L2/ mm
15	1.5	172	54	74
18	1.5	172	54	74
22	1.5	193	62	82
28	1.5	217	70	90

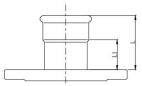

Flange adapters

Diameter/mm	Thickness/ mm	L/ mm	L1/ mm
15	1.5	36	16
18	1.5	36	16
22	1.5	38	17
28	1.5	47	23
35	1.5	52	25
42	1.5	66	34
54	1.5	71	35
76.1	2.0	78	23
88.9	2.0	90	30
108	2.0	106	31

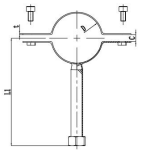

Bracket

Diameter/mm	L1/ mm	t	c
18	100	0.8	3
22	100	0.8	5
28	100	0.8	5
35	100	1.0	5
42	100	1.0	7
54	100	1.0	7
76.1	100	1.2	10
88.9	100	1.2	10
108	100	1.2	10

SEALS

O–ring EPDM

O–ring HNBR

No	Sealing material	Color	Temperature range
1	CIIR	black	-20°C~110°C
2	EPDM	black	-15°C~110°C
3	NBR	yellows	-20°C~110°C

Manual pipe cutter

Hex gauge

Clamp holder

Jaws

Ring die

High–pressure pipiline

Electric hydraulic pump

Manual hydraulic tools
(for engineering)

Manual hydraulic tools
(household)

Grooving machine

Handheld tower tools

INSTALLATION TOOLS